



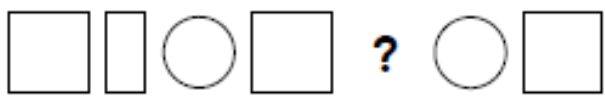

















Thursday 11th February 2021

Can I continue patterns involving 2D and 3D shapes?

<p>5a. Colour the shapes to create a pattern.</p>  <p> VF</p>	<p>5b. Colour the shapes to create a pattern.</p>  <p> VF</p>
<p>6a. Draw the missing shape in these patterns.</p> <p>A. </p> <p>B. </p> <p> VF</p>	<p>6b. Draw the missing shape in these patterns.</p> <p>A. </p> <p>B. </p> <p> VF</p>
<p>7a. Tick the shape that continues the pattern.</p>  <p>A.  B.  C. </p> <p> VF</p>	<p>7b. Tick the shape that continues the pattern.</p>  <p>A.  B.  C. </p> <p> VF</p>

Challenge

5a. Use these clues to create a pattern and then repeat it.

1. The last shape in the pattern is a blue circle.
2. The 1st shape in the pattern is a square.
3. The 2nd shape in the pattern is a yellow triangle.
4. The square is red.