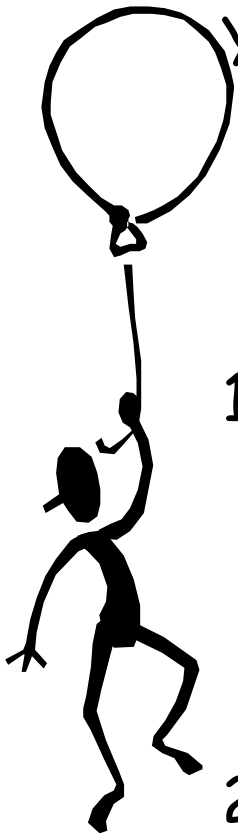


Balloon Voices Investigation



You will need: Balloon
Scissors
Cardboard tube

1. Carefully cut off the neck of the balloon using scissors and throw it away.
2. Stretch the rest of the balloon over one end of a cardboard tube
3. Gently place one finger on the balloon, and talk down the cardboard tube. Can you feel what is happening?

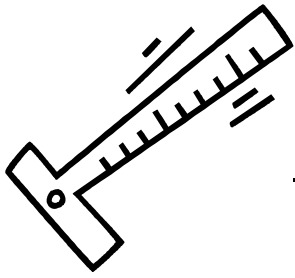


Rice Drum Investigation

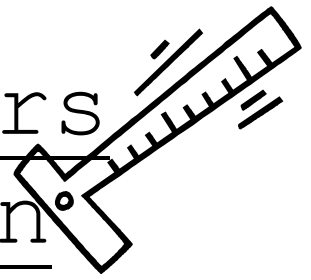


You will need: Drum
Rice

1. Place one hand on the drum and strike it with the other. How does it feel?
2. Pour a little rice onto the drum.
3. Strike the drum gently.
4. Can you see what happens?
5. Strike the drum a little harder?
6. Do you notice a difference?



Twanging rulers Investigation



You will need: 30cm plastic ruler
Table

1. Hold one end of the ruler firmly near the edge of a table and 'twang' the other .
2. Change the length of the ruler, by making it longer or shorter.
3. Listen to the change of the 'twang.'



Tapping Spoons Investigation



You will need: Jug
 Two spoons
 Water

1. Tap the 2 spoons together above the water. What type of noise do they make?
2. Tap the 2 spoons together under the water.
3. Can you hear anything?
4. Is the sound the same?



Clapping Investigation



You will need: Chair

Partner

1. Work with a partner
2. Sit on a chair with your eyes closed tight
3. Your partner must choose to stand somewhere in the room
4. Your partner should clap
5. You must point to where you think the noise is coming from
6. Practise a few times, before swapping with your partner