

## Read, Write, Inc/Literacy

Please continue to read with your child daily. There will be a recorded video each day on dojo of the Literacy lesson.

### Monday

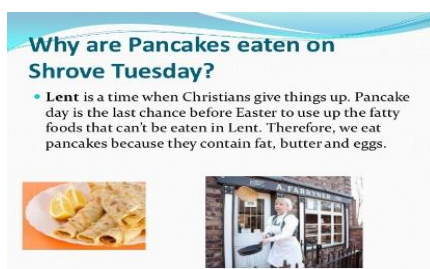
#### RWI

For the next 2 weeks we are going to be using the Story: Mr Wolf's Pancakes by Jan Fearnley

Today we are going to read the story of Mr Wolf's Pancakes. Here is a link to the story online: [Mr Wolf's Pancakes, by Jan Fearnley - Bing video](#)

We are also going to learn about Shrove Tuesday (16<sup>th</sup> Feb in half term) and Lent.

**Shrove Tuesday** is a Christian festival to mark the start of Lent. Lent is a period of about six weeks when Christians are meant to practise abstinence – by giving up luxuries or unnecessary things. Lent ends on Maundy Thursday, the day before Good Friday. Traditionally, **Shrove Tuesday** is associated with pancakes being eaten.



#### **Activity:**


Discuss with your adult at home your favourite part of the story and explain why it is your favourite part.

Can you write down something that you think you could give up for Lent? It doesn't have to be a food item maybe it could be something that you learn to do that you don't do at the moment eg I am going to get my shoes on by myself so I don't ask my adult to help me with that etc.

### Tuesday

#### RWI

Look at the Mr Wolf's pile of Pancakes. I think Mr Wolf may have used lemon on his Pancakes to give them a flavour.



**Activity:** Today I want you to design your favourite Pancake topping. Maybe you had your pancakes last week and you already have a favourite or maybe you have another idea that you would love to try on a pancake.



I would love cherries and ice cream on my pancake:

Draw your pancake with your topping and then label your drawing with your favourite toppings!

### Wednesday

#### RWI

Today we are going to be describing the wolf to our adult at home. If we look at this picture of the Wolf:



**Activity:** Mr Wolf has bright yellow trousers.  
Mr Wolf has grey, pointy ears.

Encourage your child to describe him using sentences. They may need some prompts from you to help them.

Perhaps you could draw him to help you with describing him. Can you describe what Mr Wolf is doing and thinking about in the picture?

#### Thursday RWI

Today I want us to think about the other characters that Mr Wolf meets in the story: His neighbours: Chicken Licken, Wee Willy Winky, The Gingerbread Man, Little Red Riding Hood and The Three Pigs.

How did they make Mr Wolf feel in the story when he asked them for some help? How would you feel if you asked someone for some help and they said NO!

**Activity:** What could you say to the neighbours in the story about how they behaved maybe you could write them a message about how they should have behaved towards Mr Wolf.



Some of these words may help you:  
Kind Polite Helpful Nice

# Mr Wolf's Pancakes

twinkl

www.twinkl.co.uk

Copyright Material

Mr Wolf



recipe book



Gingerbread Man



eggs



shopping list



Little Red Riding Hood



cooking

Wee Willy Winky




milk



money



Three Little Pigs



basket



flour



ingredients

Chicken Licken



pancakes



delicious

snippity! snappity!





