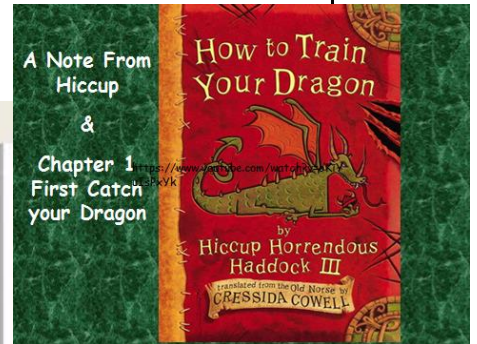


English
Reading Plus – 4x weekly (minimum)
Reading – own reading book or book for enjoyment
Focused Reading 1 lesson per day
Spellings – as set by the class teacher

Monday- LI: Can I make accurate predictions based on the clues? Can I order a set of instructions?

What does the map tell you?



Looking at the characters here, can you make any predictions about the book?

<https://www.youtube.com/watch?v=uWhNzQUfmSE> Watch Cressida Cowell read chapter 1 or read the section yourself supplied with the extra sheets.

Today we will be learning to order a set of instructions. But first let's look at some imperative verbs. These verbs boss us about and tell us what to do!



Have a look at the time connectives below – which ones will you use in your instructions.

Then

Finally

before

Meanwhile

Firstly

After

Secondly

Thirdly

next

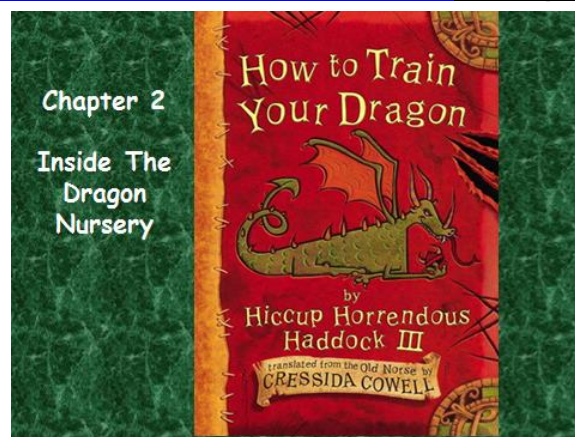
Re-write and order these
instructions using imperative
verbs

- Next cover the pit with a brown sheet.
- Finally place the large lump of meat on top.
- In the end, the dragon will not be able to resist the temptation and will therefore fall into the pit.
- First, dig a deep pit.
- Now tiptoe behind a tree and wait.

Tuesday 2nd March - Can I use descriptive language to describe my own dragon ?


<https://www.youtube.com/watch?v=x6l3VzawaUc> -Chapter 2- Part 1

<https://www.youtube.com/watch?v=kBBFwWRG4ZE> - Chapter 2 – Part 2



Viking Dragons and Their Eggs The Gronkle (p32)

1. What is the best thing about the Gronkle.
2. What is the worst thing about the Gronkle.
3. Is he a good dragon to have?



- a) Design your own dragon.
- b) Make it colourful and interesting.
- c) Create **statistics** for it using the same **categories** found on page 32: *colours; armed with; defences; radar; poison; hunting ability; speed; fear and fight factor.*

Use the extra sheet to help you create your dragon profile!

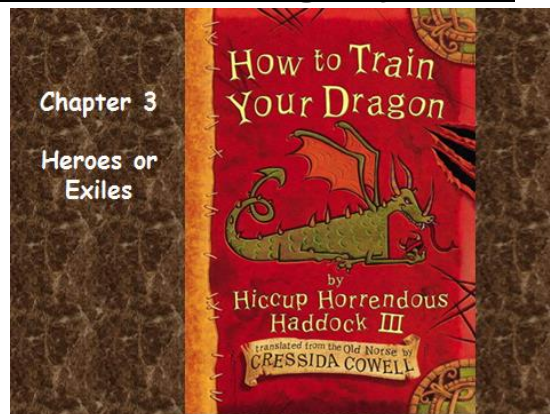
Create your own Dragon

1. Design your own dragon using bright colours.
2. Think of a terrifying name for your magical beast and label interesting features.
3. Compose a description for your dragon using descriptive adjectives and complete sentences.
4. Create statistics for your dragon using the same categories as the book.

Adjectives to help describe your dragon


Powerful, terrifying, straggly, unpleasant, vicious
amusing, suspiciously
pounding, popping
clammy, squirming,
churning, groggily,
cautiously, ominous,
gigantic, terrified,
furiously.

Wednesday 3rd March- LI: Can I rewrite an event in the text using my own language?



<https://www.youtube.com/watch?v=InIS9afW2Ac> – Chapter 3

What do you predict will become of this dragon?



Use some of these nouns to retell the story of the escape from the swarm of dragons. Use complete sentences and accurate punctuation.

Stoick

bracken

Hiccup

boys

beach

streams

Gobber

hibernation

library

pebbles

cliff

handle

Fishlegs

tunnel

shelf

gorge

rocks

nose

limpets

mud

urchin

snow

stones

arms

salty

fish

ice

shoulder

battlefield

military

tribe

axe

gorge

fangs

axe

dragon

dogs

talons

Viking

fingernails

legs

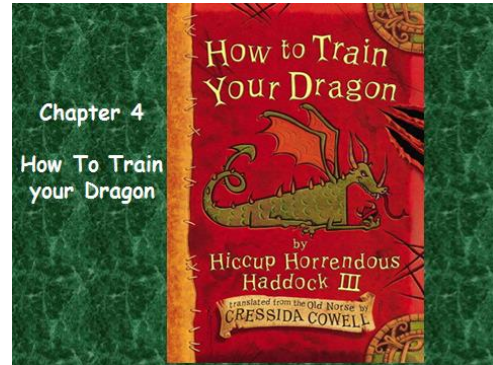
barnacles

sea

nostrils

Thursday – World Book Day –

<https://www.youtube.com/watch?v=gDoD97bQgVg> – Chapter 4



Will watching a guide to training a puppy help us improve the instructions

<https://www.youtube.com/watch?v=DaG-y2tFBFE>



How would you train a dragon?

Professor Yobbish's one and only rule for dragon training is rather unhelpful.

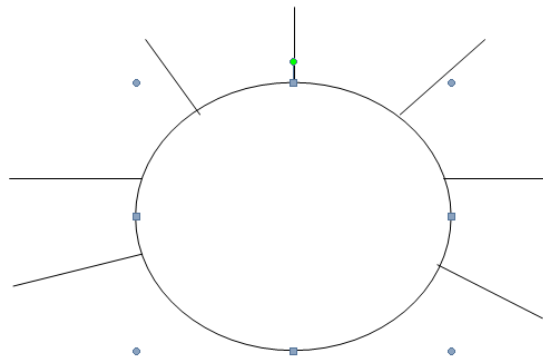
Maybe if we thought about how we might train a dog to sit down or a kitten to use a litter tray it might help us.

What would you do?

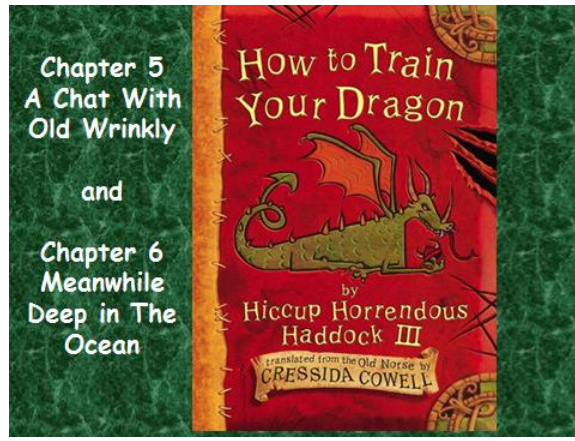
Use the mind map sheet to collect together your ideas for how to care/train your dragon

Thursday 4th March 2021

How to care/train my dragon



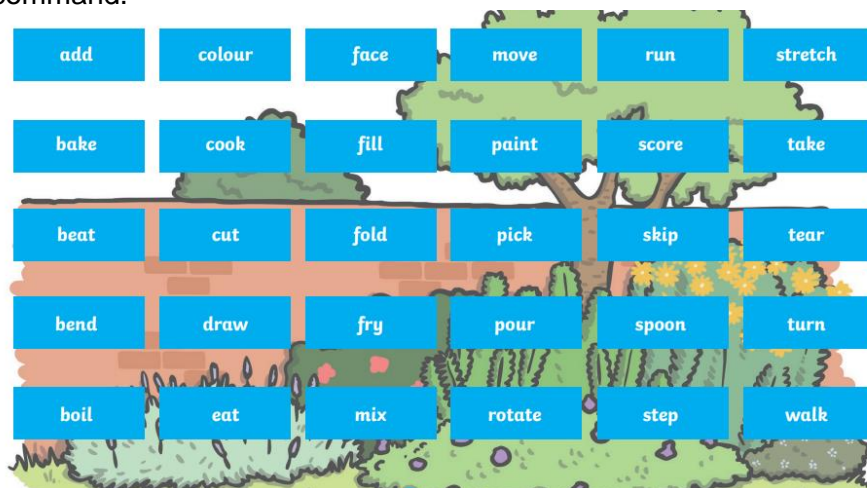
Friday 5th March - LI: Can I create my own information leaflet using i?



<https://www.youtube.com/watch?v=SczEoPJrVbM> – Chapters 5 and 6


Today you are going to continue with your instruction leaflet.
Remember – you are telling someone what to do!

Use the proforma provided to complete your leaflet – if you want to do it another way eg. Type it or use different headings, please do. You will also need to use imperative verbs as you are giving someone a command.




How to Take Care of a Dragon


This is what my dragon looks like




This is what my dragon eats



This is where my dragon lives



This is what my dragon needs



My dragon might.....

