

Week 1 -Year 4 Home Learning Challenges- Topic, Art, PSHCE, RE + Science



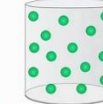
Challenge 1: Science

LI: Can I sort and describe materials?

Watch this video as an introduction to solids, liquids and gasses.

<https://www.bbc.co.uk/bitesize/clips/epbw82>

The states of matter:

solid	liquid	gas
		
● rigid	● not rigid	● not rigid
● fixed shape	● no fixed shape	● no fixed shape
● fixed volume	● fixed volume	● no fixed volume
cannot be squashed	cannot be squashed	can be squashed

Use this information to sort the following cards into state, particle arrangement and material.

Challenge 2: Art

Sketching lesson 1

https://www.youtube.com/watch?v=L_elHeoIPgQ

Watch the video above about still life sketching. Arrange 3/4 objects on a table. Start by drawing the outline only.

Then use sketching to fill in the patterns or shades. Do not use colour pencils. You need to use a regular pencil to help you create texture, shade and tone.




Challenge 3: PSHCE-Healthy Me

Tell me or show me 

• Draw your friendship chart:

- Write your name or draw something that represents you in the centre.
- In the innermost circle write/draw the friends/family that are closest to you; your best friends, and closest family members.
- In the second circle write/draw your good friends, next closest family, (but who you regard as not the closest).
- In the third circle write/draw the friends who you know less well (perhaps people at clubs, relatives you see occasionally.)
- In the fourth circle, write/draw acquaintances (neighbours, friends of friends)



© Jigsaw PSHE Ltd.


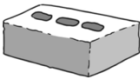

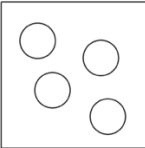


Let me learn 

- Why do you think it is important to have friends in different friendship groups?
- Which group do you spend most time with and why?
- What qualities do you notice in your friends? Are these qualities the same in all friendship groups?



Particle Properties

Cut out the cards and stick them on your 'Solid, Liquid or Gas?' activity sheet to complete the table.

solid	liquid	gas
		
milk	brick	helium
		



Particle Properties

State	Particle Arrangement	Material

Challenge 4 - Topic - Cleopatra's Needle

The journey of Cleopatra's Needle



Activities

- What would it have been like to be a crew member on the Cleopatra during the storm? Write or draw a story describing what happened.
- Make a factsheet to explain why the obelisk was called Cleopatra's Needle.
- Imagine being in London in 1878 and seeing the Needle for the first time. How might you feel?

Challenge 6: RE - First Salvation lesson

Part 1 - watch the video clip to remind yourself of Holy Week. Sequence the pictures and write a short explanation about what is happening at each stage.

https://www.youtube.com/watch?v=Lu8_Zt5ir2o

Part 2 - Look at the picture of the last supper below. Pick out the key objects/people you can see. Label these around the picture. Finally answer the questions about Judas and what he did to Jesus. Answer the questions on the sheet.

