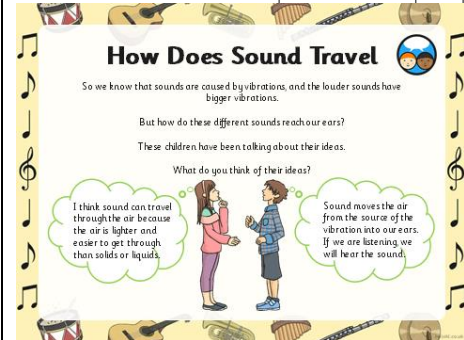


Year 4 Home Learning Challenges- Week 2 Topic, French, PSHCE, RE + Science

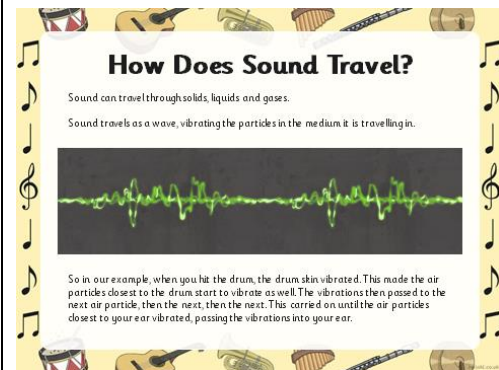
Challenge 1: Science

Sound - How does sound travel? Have a look at the PowerPoint that explain how people hear sounds.



<https://www.bbc.co.uk/bitesize/clips/z9h6n39>

Watch the clip and make notes about how sound travels to the ear.



Challenge 2: French

<https://tinyurl.com/y2otntm3>

Match the numbers to their number names in French.

Practice writing some addition/subtraction calculations using only the French number names.

Challenge 3: PSHCE

Listen to this story about Michael Jordan:

https://www.youtube.com/watch?v=i_XgPEhk7Gc

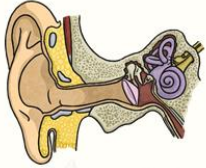
- What really made Michael's dreams come true?
- How do you think Michael felt?
- Think about our school values, which ones do you think Michael showed?

In your dream jar write/draw your dreams or hopes do you have for the future?

- How does it feel to have hopes and dreams?
- Do these dreams feel realistic? Possible? Exciting? Daunting?
- How are you going to achieve this?

Hearing Sounds

Once in your ear the vibrations travel into the ear canal until they reach the eardrum. The eardrum passes the vibrations through the middle ear bones (the hammer, the anvil and the stirrup) into the inner ear. The inner ear is shaped like a snail and is called the cochlea. Inside the cochlea, there are thousands of tiny hair cells. Hair cells change the vibrations into electrical signals that are sent to the brain through the hearing nerve. The brain tells you that you are hearing a sound and what that sound is.



The Science of Sound

Use the ideas you saw in the clip or you could alter the ideas to come up with your own way of dramatizing and explaining how different sounds travel for the programme.

Use The Science of Sound Activity Sheet to plan your ideas and then practise what you will do and say. Make sure your explanations are clear and easy for children to understand. Have fun and get into character!

You may film your programmes, or you may perform them to your class or another audience.




Label the ear - use the sheet attached to help you.

Challenge 4 - Topic

LI: Can I find out about Egyptian life by looking at artefacts?

Read through the slides to understand what an archaeologist does and what an artefact is. Then complete the worksheet by studying the artefact and answer the questions about it.

Because Ancient Egypt was so long ago, it is prehistory. This means it was in a time before people really wrote things down, so we are not able to know what people thought about life back then. Historians must *infer* what life was like by studying objects that were left behind. We call these objects artefacts and the people who find and study these are called archaeologists.



Ancient Egyptian Life

What is it?
 It is a statue of a cat.
 What do you think it was used for?
 It might have been made to look like a real cat that someone had as a pet.
 Where do you think it may have been found?
 It might have been found in a pyramid.
 Who might it have belonged to?
 It probably belonged to someone rich because it's not something you would need in your daily life, so it was a luxury.
 What might it be made from?
 It looks like it might be made from wood.
 What does it tell us about ancient Egypt?
 I think it tells us that cats were important to the ancient Egyptians because they wouldn't have made statues of them otherwise.



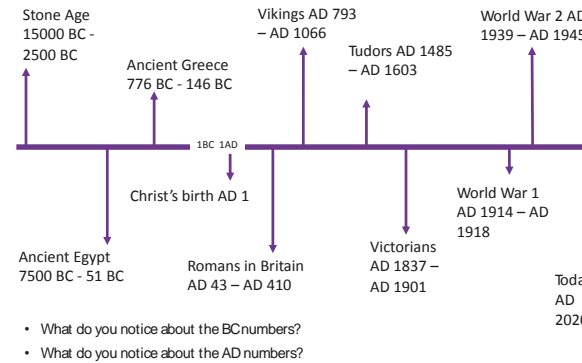
Photo courtesy of freepik@freepik.com - granted under creative commons license attribution

Challenge 5: Topic

LI: Can I order events of Ancient Egypt?

Read through the slides to understand where Ancient Egypt fits in to history and to understand the difference between AD and BC.

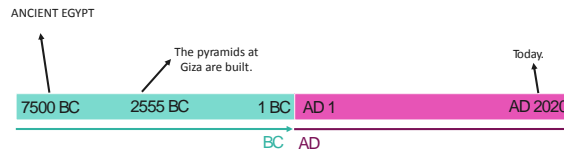
Timeline of events...



When is BC and AD?

BC and AD are initials that stand for:

Before Christ
and Anno Domini



Challenge 6: RE

LI: Can I compare how people follow Jesus today and how they did in the past?

Read through the slides to understand how the first disciples followed Jesus. Then reflect on what you know about how Christians show their beliefs today.

Split your page in half and on one half draw/explain how Christians follow Jesus today and the other half how the first disciples followed Jesus' actions.

Write a few sentences to explain:

What do you notice?

What is the same and what is different between then and now?

(Matthew 4:18-19) The Calling of the First Disciples.



18 As Jesus was walking beside the Sea of Galilee, he saw two brothers, Simon called Peter and his brother Andrew. They were casting a net into the lake, for they were fishermen. 19 "Come, follow me," Jesus said, "and I will make you fishers of people" 20 At once they left their nets and followed him.

(Matthew 4:20-22)
The Calling of the First Disciples- continued

²¹ Going on from there, he saw two other brothers, James son of Zebedee and his brother John. They were in a boat with their father Zebedee, preparing their nets. Jesus called them, ²² and immediately they left the boat and their father and followed him.

What did James and John leave behind?
What special new jobs had they gained with Jesus?

► Following Jesus and being 'fishers of people' are actions that Jesus wanted people to do. Christians still try to do these actions today. How?

