

PiXL Pick and Mix Activities: Fresh air activities

Sound detective:
Go outside. Listen carefully. How many sounds can you hear? What is making each sound? How could you sort these?

Hunting for colours:
Go outside. How many colours can you see? Sort these under key colour headings e.g. blue: sky, car, ball; green: grass, leaf etc.

Enjoy some outdoor yoga.

Have a go at creating these positions:

- boat pose
- bridge pose
- cat pose

Use the [Woodland Trust](#) website to help you identify trees in your local area. How many can you find?



Create your own 'treasure' hunt.

Hide five objects in an outside area – challenge your family to find them without clues!

Go on a penny walk.
At each junction, flip the penny – heads: turn left, tails: turn right. Where does it take you?

Share an outside story.
This could be a mind story, a story book or something that you make up!

Collect sticks, stones or leaves. Can you create a repeating pattern? What is the rule of the sequence (e.g. stick, stick, stone, leaf)?

Have a go at origami:

Have an origami challenge – can you fold a boat that floats for at least 60 seconds?

Alternatively, use the free printable templates on the [Origami Fun](#) website to have a go at origami. Some of our favourites include:

- [The four-point star](#)
- [Lotus flower](#)
- [Pelican](#)
- [Jumping Frog](#)



For an extra challenge, research the origins of origami and find out about the origami world records!

Notice, draw, appreciate:


Draw a miniature sketch of something that you can see out of the window. Keep it simple, using pencil outlines and basic shapes. Choose to add to it using:

- watercolours
- coloured pencils
- wax crayons
- anything else you can think of!




PiXL Pick and Mix Activities: Reading Bingo

How many of these reading activities can you complete?

Read a postcard. Read a letter. How are they both similar and different? Can you write one of your own?	Listen to an audio book. (Children's books are currently free on Audible.)	Read and follow a recipe. Was it easy or difficult? What helped or didn't help? How did the dish turn out?	Read a book or a poem by an author you have never read before. Would you like to read on? Why?	Read standing up. Read sitting down. Which is easiest? Why? When would either be appropriate?
Read for more than 20 minutes in one go.	Find your favourite three words in what you have read. Why are these your favourite? What do they mean? Can you use them in a	Read a book review. Would you want to read this book now? Why?	Choose a book or poem that you really love. Create your own read-aloud by recording yourself reading this.	Read a story. Tell it to someone else in your own words.
Choose a book that you think will be boring. Read it for 10 minutes. At the end of this time, rate the book out of 10 (1/10 = AWFUL! 10/10 = BEST BOOK EVER!) Read on for another 10 minutes. Has your rating changed? Why?	Read while no one is watching.	Would you recommend your current reading book to a friend? Explain why. Give it a score out of 5 stars and then say or write a review in two sentences.	Read outside.	Read the next page or chapter of your book. Read it in your head first. Read it a second time using a whisper voice. Read it a third time, this time aloud and with as much expression as you can manage!
Join in with an author read-along.	Find the five most challenging words in what you have read. Can you explain what they mean? Test your family!		Read a news article. Make up a headline to convey the key message.	Read a whole book.
Read to someone younger than you for 10 minutes. This could be in person or by phone.	Read by torchlight or while you are hiding.	Read two poems by the same author.	Read to someone older than you for 10 minutes. This could be in person or by phone.	Read independently for 10 minutes. Summarise what you have read. Can you reduce this to the ten most important words of your summary?
Read in a room you don't normally read in.	When you have finished reading, write three questions you have about what you have read so far. Review these questions when you have finished your book. Can you answer them now?	Read instructions for a game. Can you play the game? Did you have to return to the instructions?	Choose someone to recommend a reading book to. Who are they? Why are you recommending this book?	Choose two new books. Read only the first page of each book. Which book will you read in full? Why? Explain.

The Jurassic Coast website has a list of fun activities to have a go at whilst at home:

https://jurassiccoast.org/what-is-the-jurassic-coast/things-to-do/jurassic-coast-home-learning-activities/?gclid=CjwKCAjw8J32BRBCEiwApQEKgTuc7qqqfINwEmAoLRvzrEZxgnEdDzrvdWJi3EvsMDLmAeEGtNQRoCusQQAvD_BwE



Make Your Own Treasure Map!

Although they are now seen as old fashioned, Enid Blyton's 'Famous Five' books were very popular, and several generations of children grew up reading their adventures. They followed the adventures of Julian, Dick and Anne, who went to stay with their cousin Georgina and her dog Timmy at Kirrin Cottage in Dorset.

Now we want you, using the Famous Five, to delve into a world of smugglers and buried treasure! In 'Five on a Treasure Island', Julian finds an old map of Kirrin Castle, and realises it is a treasure map showing the location of lost gold! After making a tracing of the map and returning it, the Five decide to find the gold themselves.

The National Geographic website has some fantastic activities which you can have a go at, some of the activities are quite complicated so make sure you're able to do them:

<https://www.nationalgeographic.org/idea/fun-geography/?page=2>



Map Your Senses

Plot an unusual, but safe, route on a map of your school or surrounding area. Use a journal to take notes on the things you see, smell, hear, touch, and taste along the way. Take photographs if you can. Then use art supplies to create a sensory map of your community. Be creative! Use pens, pencils, paint, construction paper, pictures, or any other materials.

The Natural History museum has some great ideas for things to do whilst at home as well as some printable activities. There are lots of different subjects to learn about: <https://www.nhm.ac.uk/take-part/try-this-at-home.html>



You can create this origami *T. rex* by following the instructions below. It even has those famous tiny arms. © CICO BOOKS

DINOSAURS

How to make a *T. rex* origami dinosaur



Caught the origami bug?

Find books with other fun origami animals for children and adults in the Museum shop.

Here is the link to a booklet full of Science activities and learning to try at home which has been recommended by the British Science Association: <https://collectionslibrary.crestawards.org/star-home-learning/63263936>



Confusing Cans

Activity Card

Discuss

Have you ever dropped a can and seen it roll?
What happened?





Getting started

Roll each can down a slope and watch how they roll.

How high will you make the slope?
How will you make sure that you are rolling all the cans in the same way?
How will you know how far they have rolled?
Can you think of other ways to find out?

Test your ideas

You might like to record your results in a table like this one:

	Can 1	Can 2	Can 3
Distance rolled from a 50 cm high slope			
Distance rolled from a 50 cm high slope			
Distance rolled from a 5 cm high slope			

Share your ideas

Talk about which can might have beans inside it and why. Compare your cans with ones with labels to help you to decide. Open the can and see what's inside!

Extra things to do

Find out what happens if you roll cans or plastic bottles with different things inside. There are lots of things you could use e.g. dry sand, cotton wool, water, plastic beads.

Your challenge

See if rolling the cans will help Gem and Cosmic to find out what is inside.



Gem

I think a can of beans will roll the furthest.



Cosmic

I think a can of soup will roll the furthest.




Uncle Astro

I think that what is inside of the can does not make a difference to how it rolls.

British Science Association Registered Charity No. 22478 and SC029295





An activity for Pentecost - Print out this picture - as many times as you like.
Colour it in, and make it look really eye-catching and special!
Attach a piece of string, and hang them up in your house, or in a window.
PENTECOST SUNDAY is May 31st...