




Year 2 Contingency ideas

CHILDREN ARE TO COMPLETE THE TASKS IN THEIR HOME LEARNING BOOKS

Subject	Work at home ideas
Reading	<p>Practice the Set 2 and Set 3 sounds.</p> <p>Read and answer the questions on the How to Make Pancakes text.</p> <p>Work through the 2019 Reading Paper 1 test booklet.</p>
Spelling	<p>https://www.oxfordowl.co.uk/for-home/kids-activities/kids-activities-age-6-7/ - Homophones wordsearch</p> <p>Complete the activities in the Common Exception word activity book. Copy and test yourself on the different words. Then fill in the gaps in the sentences with the correct word.</p>
English	<p>Write a letter to Ug telling him about the clothes we wear today and that he was right about what would happen in the future.</p> <p>Extra activity – Write a recount of your journey on Prodigy Games.</p> 
Maths	<p>https://www.prodigygame.com/dashboard/#students</p> <p>Each day choose one or two of the grid activities to have a go at.</p>
Science	<p>Go through the natural materials powerpoint and design a pair of trousers for Ug to wear using a mixture of different materials. You can do this through drawing or collect the natural materials yourself from outside.</p>
Topic	<p>Stonehenge - http://www.english-heritage.org.uk/visit/places/stonehenge/schoolvisits/education-game/</p>

	<p>https://www.youtube.com/watch?v=-6oxmxPKoSE</p> <p>Watch the film clip and play the interactive game. This will give you information about Stonehenge. You can then choose to either create a factfile/poster about Stonehenge or make your own Stonehenge model.</p>
PE	<p>Watch the GoNoodle video clip and join in for a warm up.</p> <p>Watch this video clip - https://www.youtube.com/watch?v=yqBOMTxMqn8</p> <p>Come up with 5 things people do when they play tennis e.g. running.</p> <p>If you have a racket and a ball at home please feel free to practice these skills.</p>
Art	<p>Cave Paintings – Draw your own cave painting like the one we had a go at this week in class.</p> <p>You could do this on paper or try it with sandpaper (if you have any at home) to see what it would be like to draw on a real cave wall.</p> 
DT	<p>Design your own Stone Age teepee. What materials would you use to keep it warm and join it all together?</p> 
Computing	<p>Go through the powerpoint which will help you to understand what a branching database is. Use the animal fact cards to help you.</p> <p>Then create your own branching database using the animal cards.</p> <p>Extra challenge – create your own on a subject of your</p>

	choice e.g. pets, transport.
Music	We will rock you – learn the song off by heart, can you perform it to someone in your family? https://www.youtube.com/watch?v=iuSf5oq5OOo
RE	Easter Story – can you draw a cartoon strip of the main events in the Easter Story. Use the powerpoint to help you remember.