










Year One Homework Grid Autumn Term Two 2019

Please choose **5 activities** from the grid and do one of these activities each week. You can use your homework book to complete these activities.

Hand in your book on Monday 16th December

Remember the expectation is that you read every night for 10 minutes and please practise your sounds daily!

Miss Reynolds and Miss Wilson

<p><u>Maths</u> Write out all the number bonds to 10 (+ and -). Can you spot the pattern? There are some fun games to play https://www.topmarks.co.uk/maths-games/hit-the-button</p> <table border="1" data-bbox="172 1193 523 1368"> <tbody> <tr> <td>0+10=</td> <td>10-6=</td> </tr> <tr> <td>10-2=</td> <td>4+6=</td> </tr> <tr> <td>10-3=</td> <td>3+7=</td> </tr> <tr> <td>10-4=</td> <td>2+8=</td> </tr> <tr> <td>10-5=</td> <td>1+9=</td> </tr> </tbody> </table>	0+10=	10-6=	10-2=	4+6=	10-3=	3+7=	10-4=	2+8=	10-5=	1+9=	<p><u>English</u> We have been writing questions for the Jolly Postman. Write your own questions for Mr Dale.</p> 	<p><u>Geography</u> Make a map of your house. Label all the rooms and think about what jobs you need to do around the house.</p> 
0+10=	10-6=											
10-2=	4+6=											
10-3=	3+7=											
10-4=	2+8=											
10-5=	1+9=											
<p><u>Topic/Science</u> Design your own uniform for a job of your choice. What colour is it going to be? What materials will you use?</p> 	<p><u>RE</u> Create your own Nativity scene. You could draw or make a model one.</p> 	<p><u>Maths</u> Go on a shape hunt. What 2D and 3D shapes can you find? Can you name them all?</p> 										
<p><u>Art/DT</u> Create a Christmas decoration using a variety of materials.</p> 	<p><u>English</u> Write your own adventure for the Jolly Postman. Who could he visit and what is their house like?</p> 	<p><u>Science</u> Bake your own cookies, biscuits or jelly. What happens to your ingredients?</p> 