




When do you read?






Remember you are a role-model for your child!



We are going to learn 4
new sounds



We are going to learn 3
new sounds



Why phonics?

It iz tiem too gow hoam sed v
katorpilla. But iy doat wont 2 gow
howm sed th butt or flie. Iy wot to
staiy heyr.



Phonics teaching



Learn a new sound



Revise sounds we know



Read a new sound



Practise it



Use it in writing



Phonics Screening

What does it look like?



Practice sheet: Real words

in

at

beg

sum



Practice sheet: Pseudo words

ot



vap



osk



ect





Screening check: Answer sheet

First name	
Last name	

Screening check responses: Please tick the appropriate box for each word. The use of the comment box is optional.

Section 1			
Word	Correct	Incorrect	Comment
tax			
bim			
vap			
ulf			
geck			
chom			
tord			
thazz			
blan			
steck			
hild			
quemp			
shin			
gang			
week			
chill			
grit			
start			
best			
hooks			

Section 2			
Word	Correct	Incorrect	Comment
voo			
jound			
terg			
fape			
snemp			
blurst			
spron			
stroft			
day			
slide			
newt			
phone			
blank			
trains			
strap			
scribe			
rusty			
finger			
dentist			
starling			



Phonics Screening

When: Week commencing 10th June

Where: In school

With whom: Mrs Darling / Mrs Thorn and Miss Reynolds

How do I know if they've passed: Letter to parents in July





Phonics Screening

What happens if they don't pass?



Helping your child at home..

- Read with your child every day
- Practise the sounds every day
- Look for sounds in their books or on signs
- Use website games



Helping your child at home..

5 tips to help your child fall in love with reading

1. Choose books that your child is genuinely interested in.

This may sound obvious, but asking a child to read about robots if they love trains isn't going to have the same impact!

2. Pick a quiet and appropriate time to read

Creating a relaxed environment can really help to ease the pressure some children face when asked to practice their reading.

3. Talk about the story

It is important to make reading more than just about 'practicing reading'. Remember that books are stories! Talk about what is happening in the story 'what do you think this book is going to be about?' 'What do you think will happen next?' are great questions to engage your child in the storybook.

4. Identify tricky words first before you start reading

Once you start to read regularly you will learn the words that they will find tricky depending on their level. Reading the trickier words together before you start reading will give your child confidence when they see that word during the story.

5. Give them time to decipher the words

Giving your child time to decipher the words and not rushing them will increase their confidence. It is important for children to learn the process of how to read words. That is how phonics works. Ask them to take their time, sound it out and blend it back together.

**Be patient here! It is not uncommon for children to correctly read a word and then 30 seconds later be unable to read it. Go through the process from the beginning, sound it out, blend it together. In time they will recognise high frequency words and will not need to go through that process any more.*



Don't forget to give them positive praise for their effort!



Helping your to help your child

- <https://www.oxfordowl.co.uk/for-home/reading-owl/expert-help/phonics-made-easy#audio>
- Videos to help adults say the sounds correctly and information about phonics screening
- www.bbc.co.uk/schools/ks1bitesize/literacy/
- a very good selection of interactive games focussing on phonics and sentence construction. Each is split into medium/hard/really hard and are short and fun.
- www.ictgames.com/literacy.html
- a great selection of games that link well with games in Letters and Sounds.
- www.phonicsplay.co.uk
- a selection of interactive games for all phonic phases. Mostly simple games.
- www.bbc.co.uk/schools/wordsandpictures/phonics/
- mix of very good interactive games and worksheets covering most phonic phases. Recommend Sandcastle quiz for phase 3 and 5.



Helping your to help your child

Sort out the words on the table - if they are real words, put them in the treasure chest but if they are not real words, put them in the bin.

ay	dray
play	zayp
may	quay
stray	flay
spray	thay
crayon	splay
delay	thray
tray	franday
clay	splay

pib	sarps
vus	thend
yop	chip
elt	jazz
desh	farm
chab	thorn
poil	stop

Chest / Bin sorting
Bins from the Works

Snap

Print two sets and play pairs





Any Questions?

Perhaps the most important thing to take away from all this is to not stress out, and certainly don't let your child feel anxious about the check in anyway.

