








## Year One Homework Grid Autumn Term One 2018

Please choose **5 activities** from the grid and do one of these activities each week. You can use your homework book to complete these activities.

**Hand in your folder on 15<sup>th</sup> October.**

Remember the expectation is that you read every night for 10 minutes and please practise your sounds daily and Mathletics online!

<p><b><u>Maths</u></b> Write your numbers to 10 as a number and word. Make sure your numbers are correctly formed.</p> <table border="1" style="float: right;"> <tr><td>0 zero</td></tr> <tr><td>1 one</td></tr> <tr><td>2 two</td></tr> <tr><td>3 three</td></tr> <tr><td>4 four</td></tr> <tr><td>5 five</td></tr> <tr><td>6 six</td></tr> <tr><td>7 seven</td></tr> <tr><td>8 eight</td></tr> <tr><td>9 nine</td></tr> </table>	0 zero	1 one	2 two	3 three	4 four	5 five	6 six	7 seven	8 eight	9 nine	<p><b><u>Collective Worship</u></b> Draw of a picture of something you find difficult to do. This is linked with our value of courage.</p>	<p><b><u>Geography</u></b> Create a map for your journey to school.</p> 
0 zero												
1 one												
2 two												
3 three												
4 four												
5 five												
6 six												
7 seven												
8 eight												
9 nine												
<p><b><u>History</u></b> Draw and label your favourite toy from the past.</p> 	<p><b><u>RE</u></b> We are learning the parable 'The Lost Son'. Draw or write about a time where you or someone you know has shown forgiveness.</p>  <p style="text-align: center;"><u>Suzy Sorry</u></p>	<p><b><u>Maths</u></b> Go on a number hunt. What numbers can you spot in your local area? Take photos or draw pictures of them.</p> 										
<p><b><u>Art/DT</u></b> As we are moving into the season of Autumn could you go on an autumnal walk? On your walk collect autumnal objects and create a collage with what you find.</p> 	<p><b><u>English</u></b> This term we are focusing on letter formation. Can you practice writing your letters, starting and finishing in the right place. Ask class teachers if unsure.</p> <p style="text-align: center;"> <u>a a a a a a a a a a</u>  <u>b b b b b b b b b b</u>  <u>c c c c c c c c c c</u>  <u>d d d d d d d d d d</u> </p>	<p><b><u>Science</u></b> Create your own model using a range of materials.</p> 