

# Y6 SATS

# PLACE VALUE

Help Code : 015

**RECOMMENDED!** - mental maths TES resource  
Interactive + Self-Marking [CLICK HERE](#)


Circle the number that is closest to 300



338    3030    288    313    130

2011A KS2 Q1

Holly made a number using these digit cards.

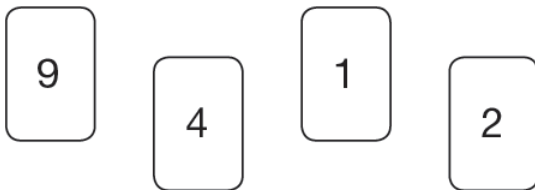


The **hundreds** digit is greater than 4

Holly's number is **odd**.

What number did Holly make?

2008A KS2 Q14 Here are four digit cards.




Use each digit card **once** to make the decimal number **nearest to 20**

.

2012A KS2 Q2



Write these prices in order, starting with the **smallest**.



£     £     £     £

smallest

2011A KS2 Q17



Calculate **3.81 + 18.3**

2010A KS2 Q1



Write these prices in order, starting with the smallest.

72p    £2.70    £0.27    £7.20    £2.07

smallest

2007A KS2 Q16



Circle **all** the numbers that are **greater than 0.6**

0.5    0.8    0.23    0.09    0.67

2006A KS2 Q1



Write these numbers in order of size, starting with the smallest.

901    1091    910    109    190

             
 smallest

2002A KS2 Q9



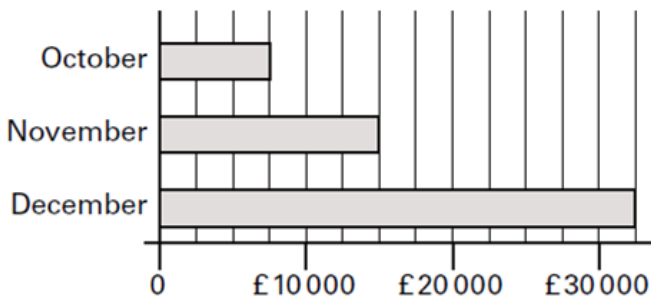
3    8    9    1

Choose **three** of these number cards to make an **even** number that is **greater than 400**

2001 KS2 Q22



This chart shows the amount of money spent in a toy shop in three months.



How much **more** money was spent in the shop in **December** than in **November**?

£

2005A KS2 Q9



Here are some digit cards.

2     4     6     6

Write **all** the **three-digit** numbers, **greater than 500**, that can be made using these cards.

One has been done for you.

626  
 .....  
 .....

2001A KS2 Q2



£5.40     72p     £2.88  
 £0.65     £10

Write these amounts of money in **order of size**, starting with the **smallest** amount.

             
 smallest

2000A KS2 Q18



Circle two different numbers which **multiply** together to make **1 million**.

10    100    1000    10000    100000

Stepan says,

*'In November there was a 100% increase on the money spent in October.'*

Is he correct?  
Circle Yes or No.

Yes / No

Explain how you can tell from the chart.

.....  
 .....  
 .....